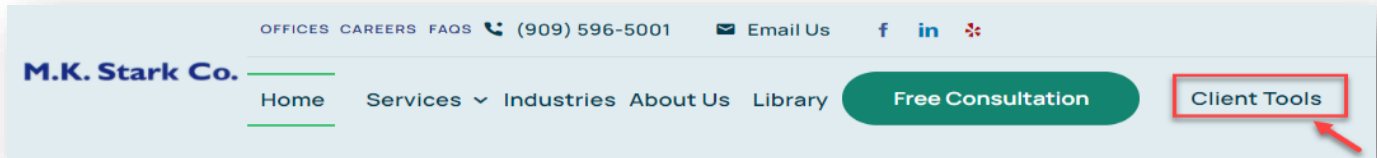


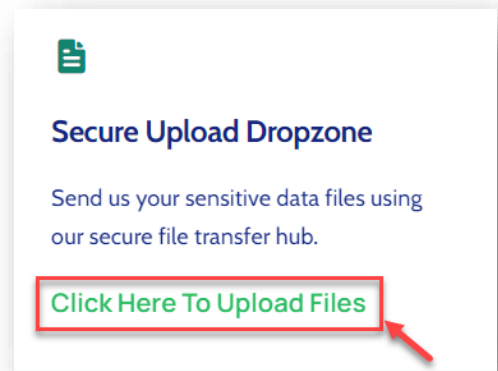
Secure Upload Dropzone – Use this to upload your documents

The Secure Upload Dropzone is safe and easy to use:

Once you have saved your files on your computer, go to mkstarkco.com and click on **Client Tools**.

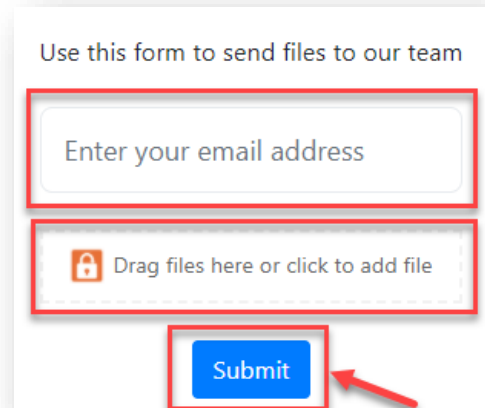


In the **Secure Upload Dropzone** click on the option to upload files.



Enter your email address then click on the “lock” icon to find a folder on your computer with your saved documents. Or you can drag and drop files. Wait for confirmation that your files have been uploaded, then click **Submit**.

You will receive a **Submission Code** that files have been securely sent. Please retain confirmation for your records.



Should you need further assistance please call us at (909) 596-5001 to speak to an associate.